


FIX FORWARD LESSON PLAN



Name: Upper Level Supply Cart List

Grade(s): 4-8

Structure / Activity:

After a repair discussion in the classroom have students brainstorm a list of tools and supplies to stock the Fix-It Cart. This can be done separately on scraps of paper or sticky notes, or altogether on a large piece of paper or a white board.

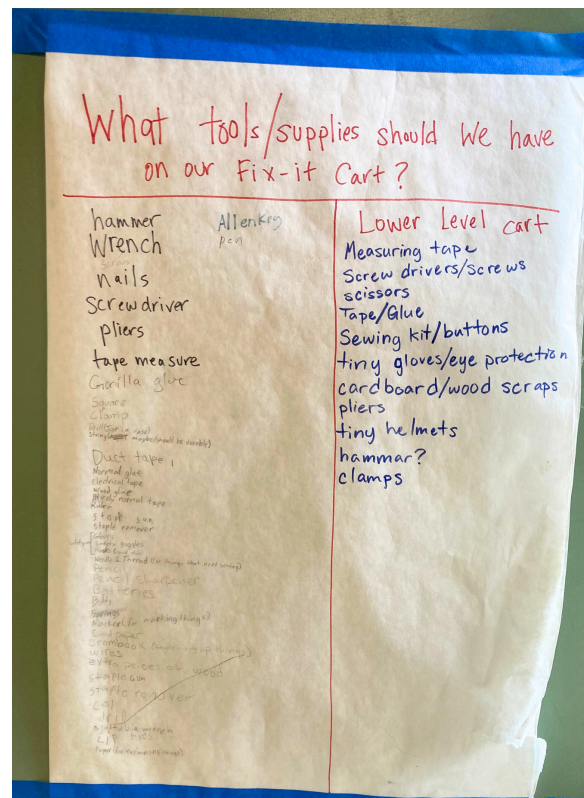
The list below was compiled by the students in the Repair Club at Woodland Hill Montessori School. After each meeting the group would add their ideas for tools and supplies based on the day's repairs.

Shop in person for the tools to get a sense of the size and feel of each item. Try to purchase the highest quality tools you can afford as they will last the longest. The list here is meant to be used as a starting point. It is ever evolving!

Have the students unbox the items, organize and create labels for the drawers, and label each tool. This will create a sense of ownership and responsibility for the cart and its contents.

Plan to make additional purchases over time as more repairs are made and different tools are required.

Designate a point person to restock consumable materials and take on the long term care of the cart. As a school, meet to determine where to store the cart and how to share and use the cart.





Upper Level Cart Side 1

Several rolls of tape including: masking, duct, painters & scotch
 Several kinds of glue including: shoe, wood, gorilla & super
 *hot glue gun (not shown)



WD40, string and wire

small bungee cords, sticky back velcro and command strips

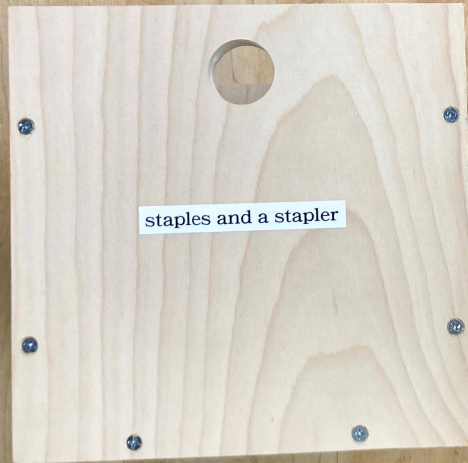


a container of assorted nails, a container of assorted screws
an assortment of batteries



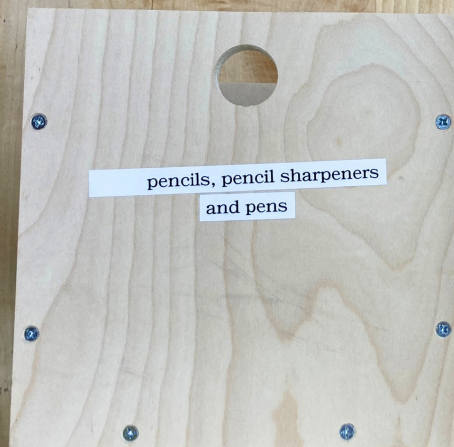
a small flashlight

heavy duty stapler & regular stapler with extra staples




assorted scissors

pens, pencils and sharpeners
measuring tapes





Good quality sewing machine.
We recommend the Husqvarna Emerald 118.



This model has pedal speed control & up/down needle key control.



safety glasses, protective gloves, dust masks, ear plugs



sand paper and sanding block, zip ties



adjustable wrench, needle nose pliers, vice grips
folding hex key set, screwdriver with interchangeable bits



C clamps in a variety of sizes, spring clamp





Reference and Inspirational Books

Girls Garage, by E. Pilloton

Tools: The Ultimate Guide, by J. Waldman

Fixation, by Sandra Goldmark

Repair Revolution, by John Wackman and Elizabeth Knight

Tools And Their Uses, by the Bureau of Naval Personnel



Upper Level Cart Side 3

extension cord mounted directly to the side of the cart



Upper Level Cart Side 4

hooks attached to the side of the cart for hanging tools: carpenter's square, level, bar clamp, hammer